

CALIBRATION CLIMATIC CHAMBER

(- 5 °C ...+ 60 °C)

K3-125 DFA

Calibration climatic chamber - metrology performance:

- Perfect for calibration of air temperature and relative humidity sensors
 - Superior temperature & humidity control and uniformity
 - Convenient– Side Access for Cables & Probes
 - Data loggers and sensors calibration
 - World-class metrology performance
 - Mixed flow humidity control





Touch screen based controller with user friendly interface, history graph advance settings options RS-232 or USB or Ethernet communication ports

All exterior in galvanized and powder coated steel RAL-7035

Fully stainless steel chamber with all rounded corners

Door switch for open door alarm

Temperature controlled (heated) Doors

Soft profile silicone seal

Extensive heat insulation shield on all chamber sides and doors

Access port with both end plugs 1x Ø50 as standard, additional Ø40 or Ø50 or Ø90 as accessory

Observation window with illumination as additional accessory

1x Height adjustable stainless steel wire shelf, additional shelves as accessory

Water tank with illumination and safety level switch

Two point adjustable closing latch

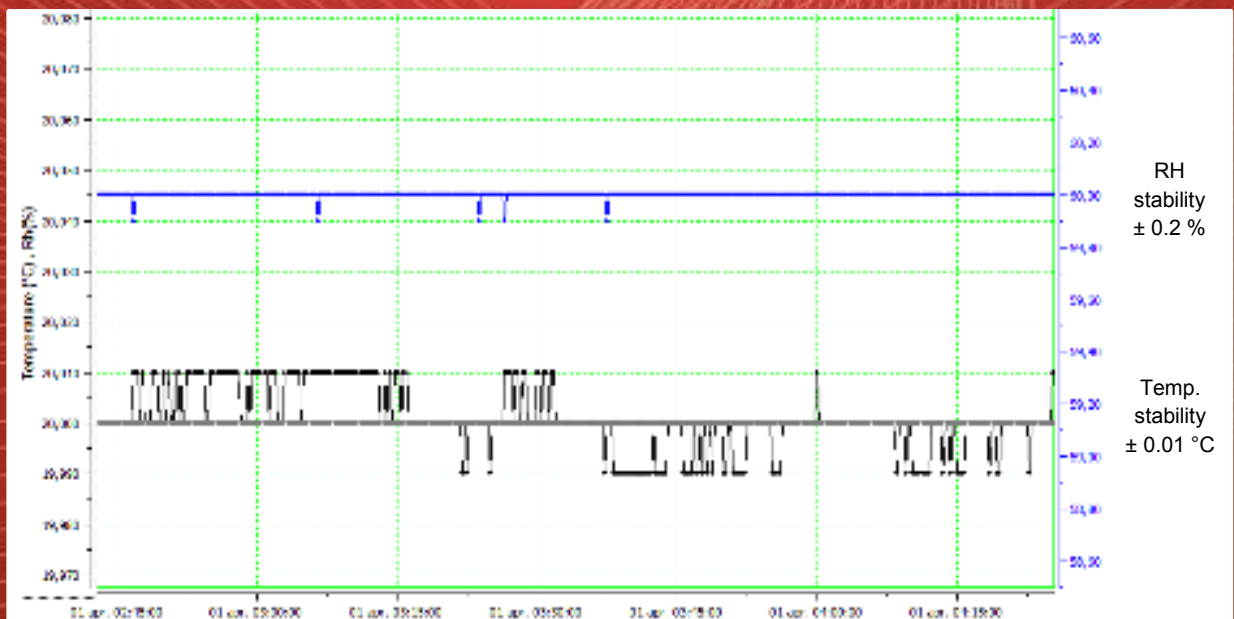
Fan for internal air circulation

Closing mechanism with key lock

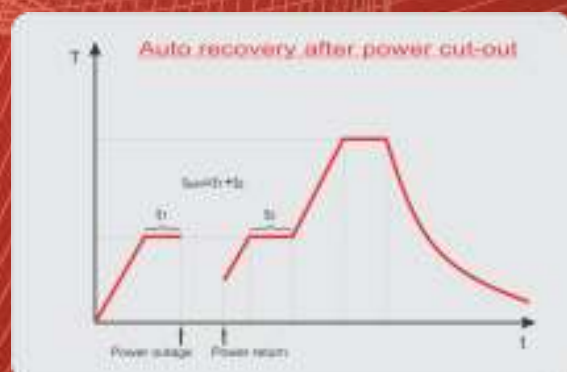

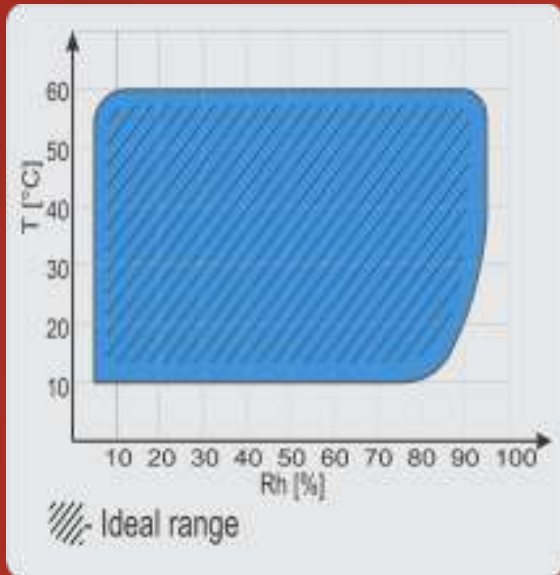
User interface:




Chamber temperature & Rh stability at + 20 °C and 60 % Rh:



Controller functions:



Technical data:

	K3-125 DFA
	
External dimensions (WxHxD) in mm	670 x 1140 x 920
Internal dimensions (WxHxD) in mm	500 x 450 x 500
Volume (L)	~ 112
Temperature range (°C)	- 5 ...+ 60
Temperature display resolution (°C)	0.001
Temperature set resolution (°C)	0.1
Temperature stability (°C)	$\pm 0.06 @ + 0 ^\circ\text{C}$ $\pm 0.05 @ + 15 ^\circ\text{C}, 75 \% \text{ Rh}$ $\pm 0.05 @ + 20 ^\circ\text{C}, 60 \% \text{ Rh}$ $\pm 0.08 @ + 30 ^\circ\text{C}, 65 \% \text{ Rh}$ $\pm 0.05 @ + 50 ^\circ\text{C}, 75 \% \text{ Rh}$ $\pm 0.05 @ + 50 ^\circ\text{C}, 15 \% \text{ Rh}$
Temperature uniformity (°C)	$\pm 0.15 @ + 0 ^\circ\text{C}$ $\pm 0.25 @ + 15 ^\circ\text{C}, 75 \% \text{ Rh}$ $\pm 0.25 @ + 20 ^\circ\text{C}, 60 \% \text{ Rh}$ $\pm 0.40 @ + 30 ^\circ\text{C}, 65 \% \text{ Rh}$ $\pm 0.20 @ + 50 ^\circ\text{C}, 75 \% \text{ Rh}$ $\pm 0.20 @ + 50 ^\circ\text{C}, 15 \% \text{ Rh}$
Relative humidity range (%)	5...95
Relative humidity display resolution (%)	0.1
Relative humidity set resolution (%)	0.1
Relative humidity stability (%)	$\pm 0.3 @ 20 ^\circ\text{C}, 60 \% \text{ Rh}$ (better than ± 0.5 full range)
Temperature control	PID
Relative humidity control	Mixed flow
Power supply	230 V 50/60 Hz
Wattage (W)	2300
Compressed air supply	Min. 5 bar
Interface	RS 232 (USB and Ethernet as option)
Shelve	1 (max 6)
Shelve capacity (kg)	20
Max capacity (kg)	50
Access port (mm)	1 x $\varnothing 50$ left wall as standard, $\varnothing 40, \varnothing 50, \varnothing 90$ (accessory)
Noise (dBA) @ 1 m distance	< 58
Weight (kg)	~ 145

*All performance in controlled environment ($T_{\text{ambient}} = 22 ^\circ\text{C} \pm 3 ^\circ\text{C}$)!

*Accessories might affect performance!

Ordering information and accessories:

Description	Part no.
Climatic chamber K3-125 DFA	1200
USB interface	1466
Ethernet interface	1716
Shelve K3-125 DFA	2608
Access Port w. Plug Ø 40 mm right	2629
Access Port w. Plug Ø 50 mm right	608
Access Port w. Plug Ø 90 mm right	1731
Observation window with illumination (305 x 292 mm)	252
K3-Tool (Software Monitoring & History)	1663
Password protection	1718
Evaluation report	1719
Trolley	2610
Evaluation report 9 points, 3 climatic values - performed by Kambic	1719
Evaluation report 9 points, 3 climatic values - Accredited	1777

*Accessories might affect performance

